

SKYLINE

O · F · F · I · C · E I · N · T · E · R · I · O · R · S

Innovation at work...



Graham Beveridge: Managing Director
With over 30 years of professional expertise in the construction industry, Graham trained and qualified as a Civil Engineer, moving into office fit-out in 1985. He has a highly-regarded reputation for his leadership and hands-on approach.



Martin Postlethwaite: Director
With over 20 years experience in both design & build and traditional contracts, Martin has gained expertise in all types of office interior fitting out. He has a dynamic and proactive approach, maintaining a personal contact with clients throughout every stage of the project to ensure complete satisfaction. His focus is service, quality and delivery.

Welcome to Skyline Office Interiors

- we search, identify, design, fit-out and re-locate offices.

“Our clients are our future”

Skyline Office Interiors

- ▶ Established in 1989 by Graham Beveridge.
- ▶ Construction of high quality office interiors.
- ▶ Centrally located offices in Victoria, London SW1.

Specialists In

- ▶ Design and space planning.
- ▶ Interior fitting-out and refurbishment.
- ▶ Bespoke and conventional furniture solutions.

Project Locations

- ▶ Focusing on London and the Home Counties.

Project Size

- ▶ Up to 50,000 sq ft.

Advisory Services

- ▶ Search and identification of new premises.
- ▶ Workplace appraisal.
- ▶ Property strategy and evaluation.
- ▶ Advice and support on proposed projects.

Why Skyline?

- ▶ A wealth of expertise and specialist knowledge.
- ▶ Dedicated in-house project management.
- ▶ Fast-track and high quality ethos.
- ▶ Proactive, flexible approach.
- ▶ ‘Can do’ attitude.
- ▶ Highly motivated team with total commitment to the client.

. why not be part of it?”


www.skylineinteriors.com



Philip Atkinson: Associate Designer




Associate Design Team






Client: **Kerrang Radio** Location: **Birmingham** Size: **5,500 sq ft**



Client: **Centrica** Location: **Leeds** Size: **80,000 sq ft**





Client: **Energy Provider** Location: **London** Size: **15,000 sq ft**



Client: **Gallup** Location: **London** Size: **15,000 sq ft**






Client: **Backes & Strauss** Location: **London** Size: **3,000 sq ft**



Client: **Archant Properties** Location: **Ilford** Size: **16,500 sq ft**






Client: **New Star Asset Management Ltd** Location: **London** Size: **16,000 sq ft**



Client: **Centrica** Location: **Chiswick** Size: **34,000 sq ft**





Client: **Kerrang Radio** Location: **Birmingham** Size: **5,500 sq ft**

